

**Purge Economiser - Reduces purge loss and energy according to load requirements.**

**Accepts dewpoint meter signal to cycle on dewpoint temperature instead of time.**

- Designed for - ISO : 7183-1986 (E)
- Dryer Quality Class - ISO : 8573-1 : 2010 (E) Class 2 (-40°C PDP)
- Pressure Drop <0.3 kg/cm<sup>2</sup> (g)
- Fabrication Code: IS 2825.
- LCD Display.
- Filter made of aluminium with differential pressure indicator.
- Inbuilt Sample gas chamber and electrical outlet for Miniature Dew point Transmitter.
- Operating Voltage: 230 ± 10 % V AC 50/60 Hz 1 Ph.

Compressed Air Dryers (Heatless)

**DP V3 Series**



## Selection Example

Requirement :  
 Flow Volume : 480 cfm  
 Working Pressure : 10 bar (g)  
 Inlet Air Temperature : 45°C  
 Referring the Graphs : Factor (P) = 1.4  
 Factor (T) = 0.67

Dryer capacity required :

$$\frac{\text{Flow volume}}{\text{Factor (T)} \times \text{Factor (P)}} = \frac{480}{1.4 \times 0.67} = 512 \text{ cfm}$$

Choose the nearest higher model i.e, Model DP 960 V3

Model	Item Code	Inlet Flow cfm	End Connection	Dimensions (mm)			Weight Kg
				Height	Width	Depth	
DP 768 V3	PD364	450	2" NB	1770	1100	850	520
DP 960 V3	PD365	565	2" NB	1740	1300	850	620
DP 1440 V3	PD366	850	3" NB	1890	1600	1000	940
DP 1920 V3	PD367	1130	3" NB	1990	1600	1000	1020

- For any other capacity contact factory.
- Specifications are subject to change without notification.

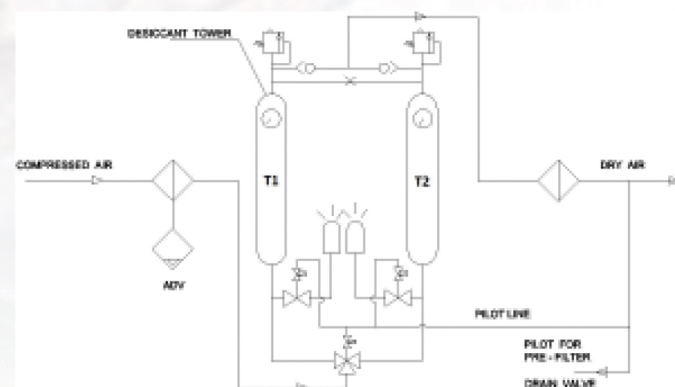
## Specification

Maximum Operating Pressure : 12.5 kg/cm<sup>2</sup> (g)  
 Rated Air Inlet Temperature : 38°C  
 Rated Operating Pressure : 7 kg/cm<sup>2</sup>  
 Pre - Filter Rating : 5 micron  
 After - Filter Rating : 1 micron  
 Cycle Time : 5 minutes  
 Purge Loss : 15 ± 1%  
 Outlet Air Quality : -40°C PDP

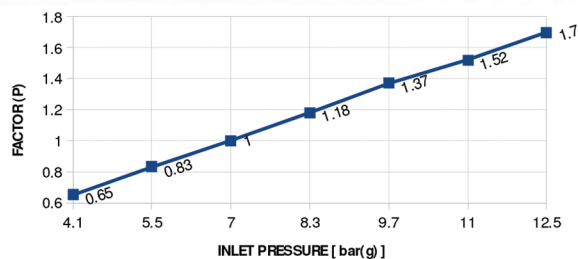
## Principle of Operation

**Drying Cycle :** Moist air from the compressor is sent through the coalescing filter, there water & oil coalesces and purges through the auto drain valve. The relatively clean air with water vapor passes through the one of the towers filled with desiccant gets completely dried (upto -40°C PDP) and then passes through a built in After - filter (1 micron). The desiccant fines from the tower are completely removed and clean air is let out through the outlet port for use.

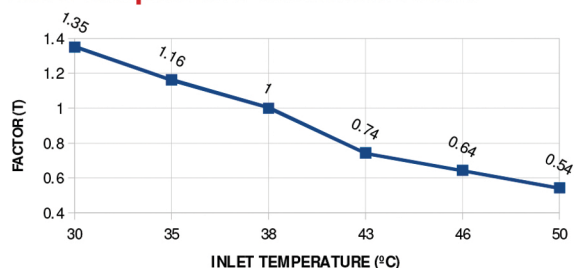
**Regeneration Cycle :** During the regeneration cycle, the sudden depressurisation brings out water molecule strapped in the Desiccant pores to the surface of the beads. A small portion of dry compressed air from the drying tower then passes over the desiccant through the regeneration orifice. This results in complete regeneration of the Desiccant.



### Inlet Pressure Correction Factor



### Inlet Temperature Correction Factor



## DELTA COMPRESSORS & EQUIPMENTS

As an Authorised Dealer of  
**TRIDENT PNEUMATICS PVT.LTD**



### DELTA COMPRESSORS & EQUIPMENTS

41/608 - A, MUKKANNIYIL APARTMENTS, K.D PLOT P.O  
 S.KALAMASSERY, ERNAKULAM - 683104  
 E-Mail : delta.compres@gmail.com  
 Web: www.deltacompressors.in

For any details reach us at: 24 x 7 Service Helpline:  
 +91 9447205440, 9895678611